


Guide to Assembly & Usage

Castors for Heavy Duty Platform Truck Base



Please follow these instructions to attach the castors to the base of the platform truck


- 1** Turn platform base over so that it is lying face down on a flat surface



- 2** Align the castor bracket with the four fixing holes in one of the corners of the platform base



- 3** Secure the castor with the supplied nuts and bolts. Tighten using a 8mm Allen key and a 17mm spanner




- 4** Repeat steps 2 and 3 to fix the other castors to the base.

Note: The braked castors should always be fixed to the same end of the platform



- 5** Check alignment and fixings of all four castors



Platform Trucks are safe when used responsibly. If in doubt, contact the supplier.

Note: Illustrations not to scale